


Jaw Couplings REK ... DGO

elastic for dynamic applications
with enclosed elastic elements



Features

- Compensation of axial, radial and angular misalignments
- Adsorbs vibrations
- Progressive torsion spring properties due to primarily pressurised elastic elements
- Fail-safe in the event of the failure of the elastic elements
- Maintenance free, no lubrication necessary
- Complies with ATEX 2014/34/EU
- Typical application: Pump drives, ventilator drives, crane trolleys



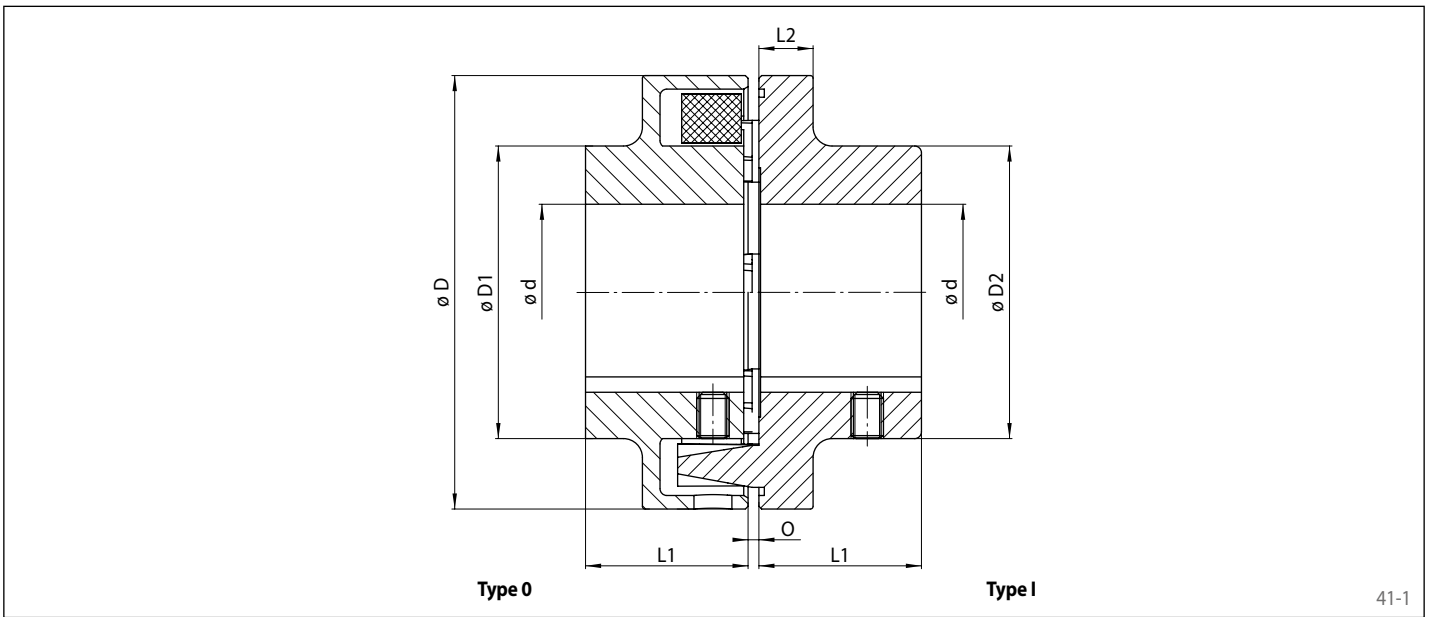
Order example

	Code
Coupling design	REK
Coupling size	0024
Type	DGO
Material of the hub: • Cast iron	GJL
Hub A, type: • 0, elastomer part	0
Hub A, design: • finish bored with keyway • roughbored	FB VA
Bore diameter hub A	020
Hub B, type: • I, jaws	1
Hub B, design: • finish bored with keyway • roughbored	FB VA
Bore diameter hub B	024
Elastic elements: • NBR 75 Shore-A • PU 92 Shore-A • HTrans	NB75 PU92 HT00

REK 0024 DGO-GJL-0FB020-1FB024-NB75

Jaw Couplings REK ... DGO

elastic for dynamic applications
with enclosed elastic elements



41-1

Coupling size	Max. speed n_{max} min ⁻¹	Moment of inertia with max. bore J_k kgm ²	Pilot bore d^*		Min. bore d^*		Max. bore d^* mm	D mm	D1 mm	D2 mm	L1 mm	L2 mm	O mm	Permissible misalignments			Weight with max. bore kg
			Hub type 0 mm	Hub type I mm	Hub type 0 mm	Hub type I mm								Axial mm	Radial mm	Angular °	
0024	7000	0,0003	8	8	9	9	24	68	-	46	20	8	2-4	± 1,5	0,4	1	0,63
0028	6000	0,0012	13	8	14	9	30	80	-	68	30	10	2-4				1,51
0042	5500	0,0027	13	13	14	14	42	95	76	76	35	12	2-4				2,6
0048	5300	0,0055	13	13	14	14	48	110	86	86	40	14	2-4				3,9
0055	5100	0,0107	13	13	14	14	55	125	100	100	50	18	2-4				6,2
0060	4900	0,0140	13	13	14	14	60	140	100	100	55	20	2-4				6,9
0065	4250	0,0250	13	13	14	14	65	160	108	108	60	20	2-6				9,4
0075	3800	0,0450	23	23	24	14	75	180	125	125	70	20	2-6				14,0
0080	3400	0,0800	25	25	26	26	85	200	140	140	80	24	2-6				20,0
0090	3000	0,1350	35	35	36	36	90	225	150	150	90	18	2-6				24,5
0100	2750	0,2300	44	44	45	45	100	250	165	165	100	18	3-8	34,0			


For finish bores, please specify bore diameter hub A and hub B. Tolerance of finish bores H7. Keyways in accordance with DIN 6885, sheet 1. Keyway tolerance JS9.

For vertical installation, please contact RINGSPANN.

See following pages for performance data.

* Bores also available in inch size, see page 65.

Elastic elements



Elastic element NBR 75 Shore-A

Material: Nitrile rubber
 Hardness: 75 ±5 Shore-A
 Temperature range: -40 °C to +100 °C
 Colour: black



Elastic element PU 92 Shore-A

Material: Polyurethane
 Hardness: 92 ±5 Shore-A
 Temperature range: -30 °C to +80 °C
 Colour: orange

Coupling size	Nominal torque T_{KN} Nm	Nominal power at 100 min^{-1} P_{K100} kW	Max. torque T_{Kmax} Nm	Alternating torque T_{KW} Nm	Torsional stiffness $C_{T \text{ dyn}}$ Nm/rad x 10^3			Relative damping ψ at 0,5 T_{KN}
					1,0 T_{KN}	0,5 T_{KN}	0,25 T_{KN}	
0024	34	0,36	102	5	3,0	1,1	0,4	2,2
0028	60	0,63	180	9	8,0	2,7	1,1	
0042	100	1,1	300	15	12,0	4,1	1,7	
0048	160	1,7	480	24	19,0	6,8	2,7	
0055	240	2,5	720	36	28,8	10,4	4,2	
0060	360	3,8	1080	54	42,0	15,0	6,0	
0065	560	5,9	1680	84	77,0	28,0	11,0	
0075	880	9,2	2640	132	145,5	58,1	26,9	
0080	1340	14	4020	201	228,0	91,0	42,0	
0090	2000	21	6000	300	341,8	122,0	63,0	
0100	2800	29	8400	420	472,0	169,0	87,0	

Coupling size	Nominal torque T_{KN} Nm	Nominal power at 100 min^{-1} P_{K100} kW	Max. torque T_{Kmax} Nm	Alternating torque T_{KW} Nm	Torsional stiffness $C_{T \text{ dyn}}$ Nm/rad x 10^3			Relative damping ψ at 0,5 T_{KN}
					1,0 T_{KN}	0,5 T_{KN}	0,25 T_{KN}	
0024	51	0,54	153	8	2,0	1,6	1,4	1,7
0028	90	0,95	270	14	5,0	4,0	3,4	
0042	150	1,65	450	23	7,0	6,1	5,2	
0048	240	2,55	720	36	12,0	10,0	8,6	
0055	360	3,75	1080	54	18,3	15,3	13,2	
0060	540	5,70	1620	81	27,0	22,0	19,0	
0065	840	8,85	2520	126	50,0	41,0	35,0	
0075	1320	13,80	3960	198	99,2	71,5	54,0	
0080	2010	21,00	6030	302	155,0	112,0	84,0	
0090	3000	31,50	9000	450	230,4	182,1	134,4	
0100	4200	43,50	12600	630	318,0	252,0	186,0	

Elastic elements



43-1

Elastic element HTrans

Material: Polyurethane
 Hardness: 55 ±2 Shore-D
 Temperature range: -30 °C to +120 °C
 Colour: white

Coupling size	Nominal torque T_{KN} Nm	Nominal power at 100 min^{-1} P_{K100} kW	Max. torque T_{Kmax} Nm	Alter- nating torque T_{KW} Nm	Torsional stiffness $C_{T \text{ dyn}}$ Nm/rad x 10^3			Relative damping ψ at 0,5 T_{KN}
					1,0 T_{KN}	0,5 T_{KN}	0,25 T_{KN}	
0024	85	0,90	255	13	5	7,8	2,676	0,8
0028	150	1,58	450	23	12	18,9	6,478	
0042	250	2,75	750	38	19	29,0	9,925	
0048	400	4,25	1200	60	31	47,4	16,244	
0055	600	6,25	1800	90	47	49,7	45,314	
0060	900	9,50	2700	135	69	73,0	25,000	
0065	1400	14,75	4200	210	127	133,6	66,560	
0075	2200	23,00	6600	330	248	167,0	130,000	
0080	3350	35,00	10050	503	388	261,0	203,000	
0090	5000	52,50	15000	750	591	472,0	355,000	
0100	7000	72,50	21000	1050	817	652,0	491,000	